



PRE-TREATMENT PREPARATION INSTRUCTIONS

A licensed exterminator will be performing pest control services in your home and it is necessary that the following preparation be completed before your scheduled treatment. You will need to stay out of your home for **4 Hours** after the treatment (or as otherwise indicated).

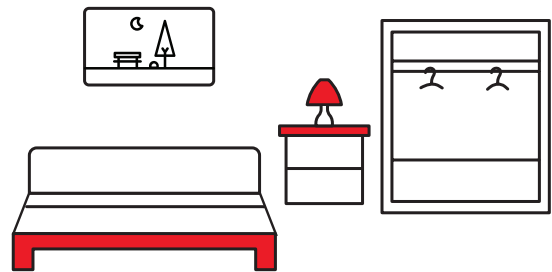
BEDROOM

1. Empty everything from closets, including clothing on shelves and on hangers.
2. Remove all bedding, including blankets, sheets, pillowcases and bed skirts.
3. Remove contents from inside and on top of dressers and nightstands. Place contents in center of room in an open container.
4. Suitcases must be emptied and left open in center of room for treatment.

✗ NOT PREPARED



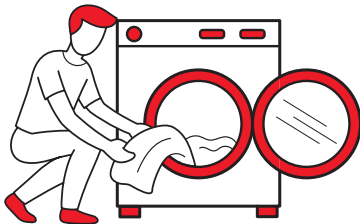
✓ PREPARED



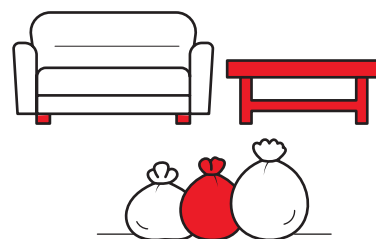
LAUNDRY

1. Place all clothing and bedding in the dryer on the highest heat setting for a full cycle (washing optional).
2. After laundry is complete, place clothing and bedding in garbage bags and seal tightly.
3. Place garbage bags in the center of the living room.

✗ NOT PREPARED



✓ PREPARED





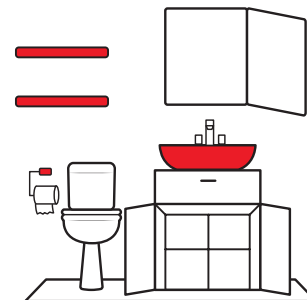
BATHROOM

1. Remove all medication, hygiene products and toiletries. Place into plastic bags and seal tightly.
2. Place all bagged items in the bathtub.
3. Ensure all medicine cabinets, drawers and cupboards under the sink are completely empty.

✗ NOT PREPARED



✓ PREPARED



FLOORS FURNITURE

1. Remove all personal belongings, clothes and clutter from floors.
2. Vacuum floors, carpets and rugs extensively, including under and around furniture and along all baseboards. Thoroughly rinse the vacuum canister and discard of any vacuum bags outside of the building immediately after use.
3. Move all furniture (including tables, nightstands, dressers, TV stands and bookshelves) at least one foot away from walls and baseboards.
4. Remove all pictures, paintings, mirrors and other wall accessories from wall and place against the wall below.

✗ NOT PREPARED



✓ PREPARED



!
REMOVE ALL PETS.
Fish tanks may be left in home but must be covered and filters disconnected.



REMINDERS

Please avoid moving items from room to room and avoid visiting other units as this can cause transferring of bed bugs to non-infested areas.

All balcony doors and windows must be closed and no items from inside should be moved to the balcony.

The technician may cut the bottom mesh of your box spring or couch to effectively treat for bed bugs.

You do not need to dispose of your mattress, furniture or other belongings.

POST-TREATMENT INFORMATION

! Do not re-enter your home for **4 Hours** after the treatment (or as otherwise indicated).

CLEANING

Do not use any cleaning solutions within one foot of the baseboards for approximately 3 weeks to reduce interference with treatment.

FOLLOW UP TREATMENT

The follow up service will occur approximately 2 weeks after the initial treatment. It is strongly recommended that all preparation done for the first treatment be left as is until the second treatment. Should you require any clothing and bedding stored in sealed garbage bags, please ensure you put them through a dryer again for a full cycle on high heat and then re-bag.

HEALTH CONCERNS

If you have any health issues, respiratory problems or you are pregnant or have a newborn baby, it may be advisable to stay out longer. Please consult your doctor.

INCREASED PEST ACTIVITY

Do not be alarmed if you notice increased pest activity for 1 to 2 weeks after the treatment. This is normal and it is the result of the treatment driving the pests out of their nesting areas.